

**COASTAL**

**DOOR & WINDOW**

**STOCK PATTERNS**

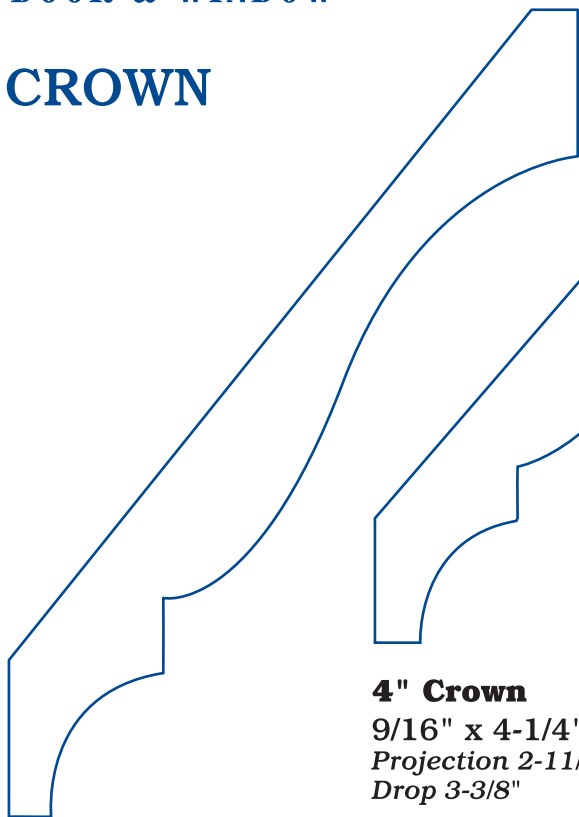
---

**5360 Commerce Blvd. E. ~ Mobile, Alabama 36619**


**1-800-237-7306**



**CROWN**




**5" Crown**  
1 1/16" x 5-1/8"  
Projection 3"  
Drop 4-1/4"



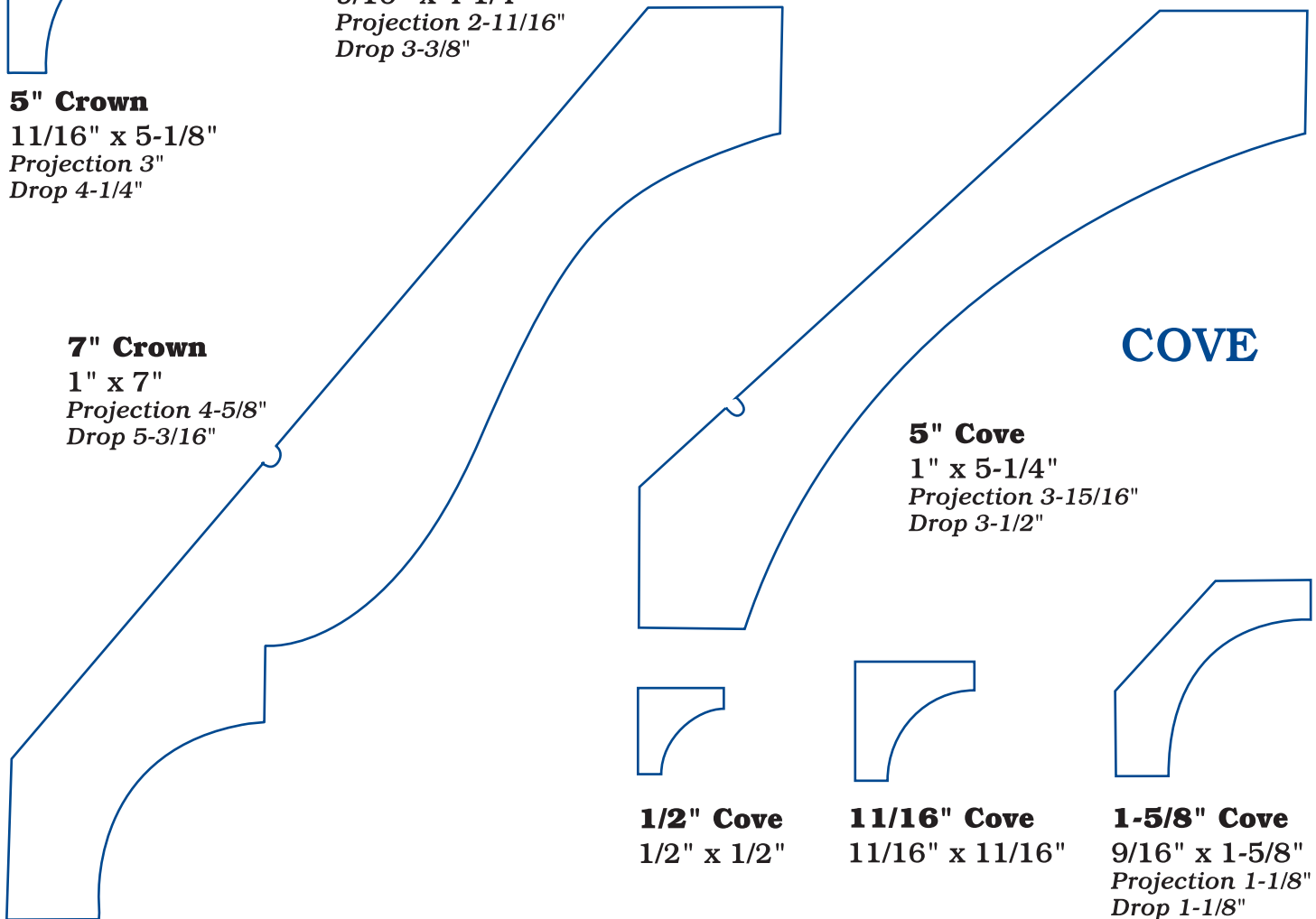
**4" Crown**  
9/16" x 4-1/4"  
Projection 2-11/16"  
Drop 3-3/8"



**3" Crown**  
9/16" x 3-1/2"  
Projection 2-1/8"  
Drop 2-13/16"



**2" Crown**  
9/16" x 2-1/2"  
Projection 1-5/8"  
Drop 1-15/16"



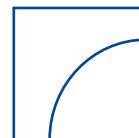
**COVE**

**7" Crown**  
1" x 7"  
Projection 4-5/8"  
Drop 5-3/16"

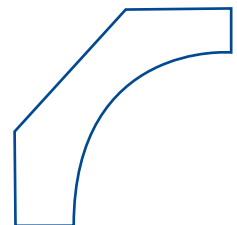
**5" Cove**  
1" x 5-1/4"  
Projection 3-15/16"  
Drop 3-1/2"



**1/2" Cove**  
1/2" x 1/2"



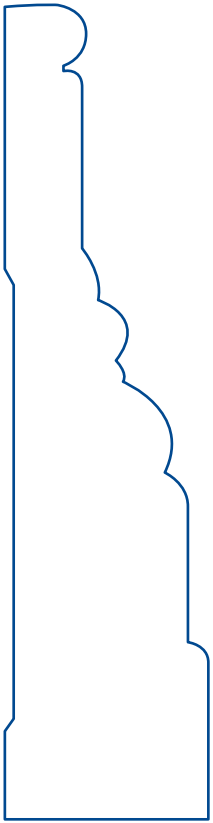
**11/16" Cove**  
11/16" x 11/16"



**1-5/8" Cove**  
9/16" x 1-5/8"  
Projection 1-1/8"  
Drop 1-1/8"



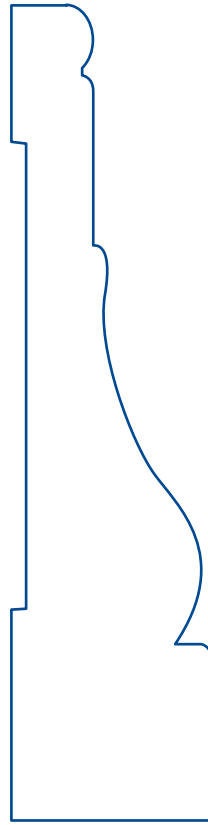
**CASING**



**Roberts Casing**  
1-1/16" x 4-1/4"



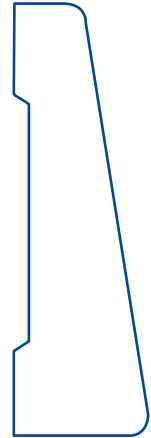
**Purvis Casing**  
13/16" x 3-1/8"




**CDW Casing**  
1-1/16" x 4-1/4"



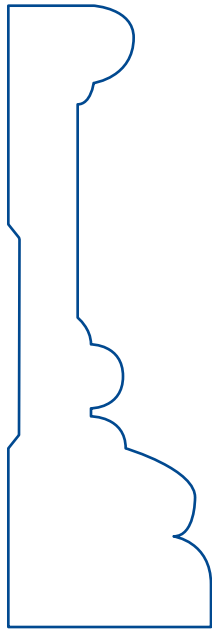
**356 Casing**  
11/16" x 2-1/4"



**324 Casing**  
11/16" x 2-1/4"



**MMC Casing**  
11/16" x 3-1/8"



**RB-3 Casing**  
1-1/16" x 3-1/4"



**4" Fluted/Reeded**  
11/16" x 3-1/4"



**6" Fluted**  
11/16" x 5-1/4"



**BASE MOULDING**




**618 Base**  
9/16" x 5-1/8"



**620 Base**  
9/16" x 4-1/8"



**623 Base**  
9/16" x 3-1/4"



**713 Teardrop**  
9/16" x 3-1/8"



**444 Colonial**  
9/16" x 3-1/4"



**3" New Orleans**  
9/16" x 3-1/8"

**5" New Orleans**  
11/16" x 5-1/8"

**7" New Orleans**  
11/16" x 7-1/8"



### STOP



**Eased Edge Stop**  
7/16" x 1-1/4"



**PG Stop**  
1/2" x 1-3/8"



**Bifold Stop**  
1/2" x 7/8"



**Ovolo IG Stop**  
3/8" x 1/2"



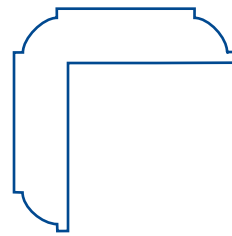
**Ovolo SG Stop**  
3/8" x 5/8"




**PG Window Stop**  
5/8" x 7/16"



**Sidelite Stop**  
5/16" x 9/16"



**Outside Corner**  
1-1/8" x 1-1/8"




**S4S Baluster**  
1-1/4" x 1-1/4"

### CHAIR RAIL



**Chair Rail Backing**  
5/8" x 4-1/2"



**Master Chair Rail**  
1-1/16" x 3-1/4"



**March Chair Rail**  
11/16" x 2-5/8"

### MULLION



**1" Mull**  
1/4" x 1"



**1-1/4" Mull**  
1/4" x 1-1/4"




**1-1/2" Mull**  
1/4" x 1-1/2"



**2" Mull**  
1/4" x 2"



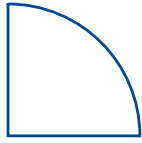
**998 Mull**  
11/16" x 1-9/16"



**Exterior Mull**  
11/16" x 1-7/16"  
FJ Primed



### SHOE



**Quarter Round**  
11/16" x 11/16"




**Shoe**  
7/16" x 11/16"




**Oak Shoe**  
1/2" x 3/4"

### BACKBAND



**Backband**  
1-1/16" x 1-5/16"



**Small Backband**  
1-1/16" x 1-1/4"

### BASE CAP



**Slater Mould**  
1/2" x 7/8"




**166 Base Cap**  
11/16" x 1-1/4"



**McMillan Mould**  
11/16" x 1-5/16"

### BRICKMOULD




**180 Brickmould**  
1-1/4" x 2" FJ Primed

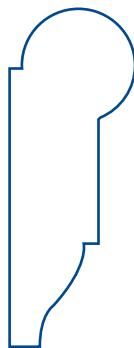


**Kolbe Brickmould**  
1-1/32" x 1-15/16" FJ Primed

### MOULD



**Bed Mould**  
1/2" x 1-5/8"  
Projection 1-1/8"  
Drop 1-1/4"



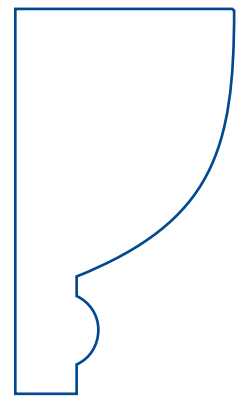
**Picture Mould**  
5/8" x 1-3/4"



**Beaded Dentil**  
1/2" x 1-3/4"



**Thumb Mould**  
1/2" x 2"



**Mantle Mould**  
1-1/8" x 2"



## WALL CAP

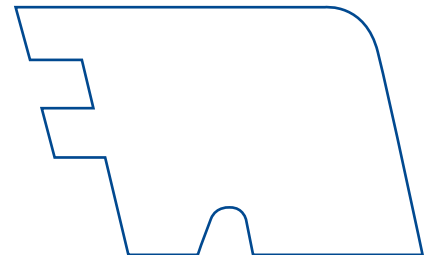


**8" Wall Cap** 11/16" x 7"

## WINDOW SILL



**Window Double Hung Main Sill**  
1-1/4" x 4-11/16" Mahogany




**Window Sill Connector**  
1-1/4" x 2" Mahogany


## STOOL



**4" Double Hung Stool**  
1-1/16" x 4-1/2"



**2" Double Hung Stool**  
1-1/16" x 2 1/4"



**7" Flat Stool** 11/16" x 7-1/4"



**5" Flat Stool** 11/16" x 5-1/4"

# COASTAL

DOOR & WINDOW

## S4S BOARDS

### Wood Moulding - Stock Patterns

(Special Patterns & Species Available)



**5/4" x 6" S4S** 1-1/8" x 5-1/2"




**5/4" x 8" S4S** 1-1/8" x 7-1/4"


**1" x 2" S4S**  
3/4" x 1-1/2"





**1" x 4" S4S**  
3/4" x 3-1/2"



**1" x 6" S4S**  
3/4" x 5-1/2"



**1" x 8" S4S**  
3/4" x 7-1/4"



**1" x 12" S4S**  
3/4" x 11-1/4"